

# INNOVATIONS

Tools & Techniques of the Trade for Sewing, Quilting, Arts & Crafts

MARTELLI ENTERPRISES



ISSUE No. 12 SPRING 2016



*Meet the Martellis...*  
**PAST & PRESENT**



**2016**

This year at Martelli Enterprises, we will be debuting several new products, our redesigned website, and The Martelli Family Reality Show!





## ABOUT US

Thank you for taking a moment to learn about our company and products. Martelli Enterprises is committed to quality and service, supported by active research and development.

What sets Martelli Enterprises apart is our commitment to research, engineering, design, and testing for all of our products. Research and development is the starting point for providing the tools you need to achieve your creative vision.

We think and innovate, analyzing problems and providing workable solutions. Making life easier for you is what we are all about, allowing you to excel in your chosen craft. We have produced tools and accessories for quilters to pursue their art and express themselves. It really means something to offer a product that will be appreciated and recommended to others.

We provide a variety of ways for you to familiarize yourself with our products including demonstration videos on our website. We also enjoy showing our products at tradeshow and at our factory showroom, *Martelli Solutions*, located in Pensacola, Florida.

"Our company has over 20 years of experience in Research and Development, which is why we produce tools that actually work. When developing a product we have four goals in mind: Ergonomics, Simplicity, Accuracy, and Professional Results."

--Marsha Martelli, President, Martelli Enterprises

Marsha Martelli, INNOVATIONS Editor

Zeke Hazewinkel, Media Designer

5450 North W Street

Pensacola, FL 32505

850-433-1414 (office)

All prices are subject to the most current **INNOVATIONS** catalog.

See our review A+ rating from the Better Business Bureau

[www.martellinotions.com](http://www.martellinotions.com)

# INNOVATIONS

## Table of Contents

From the Editor 1

**Rotary Cutters**

2

Work Stations and Accessories 4-6

**Cutting Mats**

7

Rulers and Strip Rulers 8-9

**Templates and Fussy Cuts**

10-14

Longarms 15-20

**Zip Bind System / Stitch-N-Ditch**

22-23

Social Media and Online 24-25

**KwikSpin Thread Dispensers**

26

Designer Hoops 28-29

**PILLOW FIGHT!!!**

31

Tradeshow Schedule 32-33



**ACCREDITED  
BUSINESS**





Innovations Editor  
**Marsha Martelli**  
with her husband  
**John Martelli**

# *From the Editor:* REALITY TV COMING TO THE SCREEN SOON!

How many people watch Reality T.V. these days? I tried to think about all the different kinds of reality shows currently on T.V. and it appears that there are too many to mention. I think there is one for everything under the sun. I personally don't watch Reality

T.V. However, recently as I was surfing the channels I came across a Reality T.V. show called "Duck Dynasty." For whatever reason it captured my attention. As I watched their show, I could see why people would be so interested and intrigued. I was surprised to see their whole family sitting down together for a supper. "How many families do that today?" I thought. Then I saw them bow their heads to pray and thank God for their blessings. I thought, "How awesome is that?" It sure was a contrast to the Reality shows I've heard about.

Several months later I was sitting in my office working on a project and I heard a knock on my door. Standing there was my husband with a smile on his face.

"What is up?" I asked.

My husband said, "Honey, we have visitors in my office right now and one of the visitors says he is a motivational speaker. He seems charming and enthusiastic. His name is Dan Vega, and I would like you to come into my office to meet this fellow."

As I stood up to go I made an agitated comment, "This better be good. You caught me right in the middle of doing something very important."

He said, "Calm down. You will like him. Furthermore, he has something to ask you that I think you will find very amusing."

"This should be interesting," I said.

As I approached John's office sure enough there was a young man sitting there who seemed to be in his mid-thirties to early forties. He was sitting beside his brother whom I happened to recognize. His name was Dave and he was someone who had recently done a tradeshow for us.

After exchanging some pleasantries, I said "What are you doing here?"

He said, "I dragged my brother here to introduce him to you guys. I also wanted him to see what you guys do here. I tried to tell him about your inventions and he just didn't believe a company like yours existed here in Pensacola, Florida."

I introduced myself to Dan, Dave's brother. Dan said he had enjoyed talking to my husband John. He said he was very impressed with John's knowledge and abilities to invent things. He commented that it was amazing to watch him work Solid Works, an Engineering Software Program.

He said, "John brought up one of his inventions and showed me the drawings and actually unassembled the product to show me the parts that totally made up the product. Then, with one click of the mouse, he put the parts back together again fully assembled. He turned and rotated the parts so that I could get a better view. Wow, so impressive!" Then out of the clear Dan changed the subject. He said, "I am a Motivational Speaker. I also am a Business Consultant."

"Okay." I said.

He stated further that he has his own late night T.V. Show.

"Great." I thought, "I am happy for you."

"I have some connections in the T.V. industry, and they have been after me to find something that is different and something that is interesting for a Reality T.V. show. "Eureka!" He said, "I think I have found it!"...

"What do you mean?" I said.

He said "Would you be interested in doing a Reality Show with your family and business?"

Needless to say, it hit me like a ton of bricks. It was like time stood still for a moment. It allowed my mind to drift to a movie that I love and have often watched. It was a movie based on the Broadway musical of an epic story...

- continued on page 24 -





## ERGO Cutter

*The most comfortable rotary cutter you will ever use!*

Do you have a problem with arthritis, carpal tunnel syndrome, tendonitis? Do you get hand fatigue or neck and arm pain while cutting for extended periods of time? If so, the Martelli Ergo Cutter is the only cutter for you! People hesitated when we first introduced a rotary cutter that looked so different. That's because the Martelli Ergo Cutter is different, and revolutionary, in terms of the benefits of the ergonomic design. Holding the cutter in the proper position is essential to the successful use of our cutter. In the pictures to the left, notice how the forefinger curves over the top of the cutter and the thumb rests in the thumb guide. The cutter should rest in the palm of your hand with your remaining fingers wrapping over the grip. You will be using the palm of your hand to apply pressure, ultimately avoiding pressure to your wrist and fingers.



## Replacement Blades

The finest quality, sharpest, and longest lasting blade on the market! Made from tungsten steel, our unique sharpening system has created a blade that is made for the long haul — blades that will last up to five times longer. Use properly with the Martelli Ergo Cutter and Cutting Mats for the longest life.



### Rotary Cutter Blades

45mm /1-Pack	RB-45-01	\$5.99
45mm /2-pack	RB-45-02	\$9.99
45mm /5-pack	RB-45-05	\$22.99
60mm /1-pack	RB-60-01	\$6.99
60mm /2-pack	RB-60-02	\$12.99

### Buy a VALUE PACK and save!

28mm/10-pack	RB 28-10	\$29.99
45mm/10-pack	RB-45-10	\$39.99
45mm/30-pack	RB-45-30	\$119.99
45mm/50-pack	RB-45-50	\$189.99
60mm/10-pack	RB-60-10	\$59.99
60mm/20-pack	RB-60-20	\$109.99

**Please Note: We recommend that you only use MARTELLI BRAND BLADES in our rotary cutters!**



### 28mm Rotary Cutter

For **left-hand** use  
EC-28-LH **\$22.99**

For **right-hand** use  
EC-28-RH **\$22.99**

*Our new 28mm Rotary Cutter!*



### 45mm Rotary Cutter

For **left-hand** use  
EC-45-LH **\$24.99**

For **right-hand** use  
EC-45-RH **\$24.99**

*Our new blue Left Hand  
45mm Rotary Cutter!*



### 60mm Rotary Cutter

For **left-hand** use  
EC-60-LH **\$29.99**

For **right-hand** use  
EC-60-RH **\$29.99**



### Blade Keepers

Keep your spare blades safe and secure in one of our Blade Keepers.

60mm Blade Keeper	
BK-60	\$9.99
45mm Blade Keeper	
BK-45	\$8.99

60mm Blade Keeper



# Endorsement of Martelli Enterprises:



We wanted to share a professional's firsthand experience with our products

360° healing  
John Martelli  
5450 North W Street  
Pensacola, Florida 32505

## ORTHOPAEDICS

BRAD J. LARSON, M.D.

Orthopaedic Knee, Cartilage  
Plantation & Joint Reconstruction

GREGORY J. HICKEN, M.D.

Distal Hip & Joint Reconstruction

KEITH J. NELSON, M.D.

Orthopaedic Sports Medicine  
& Knee Specialist

TERRY I. FINLAYSON, M.D.

Orthopaedic Trauma &  
Reconstructive Surgery

## HAND

BRENT W. MILLER, M.D.

Orthopaedic Hand Surgeon

## PHYSIATRY

MICHAEL L. CLEGG, M.D.

Musculoskeletal Rehab, Sports &  
Occupational Medicine

JACOB B. PUGSLEY, D.O.

Musculoskeletal Spine, Sports &  
Occupational Medicine

## BACK+SPINE

BRENT A. FELIX, M.D.

Spine Surgeon

## PODIATRY

DAVID G. EDWARDS, D.P.M.

Podiatric Surgeon,  
Foot & Ankle

PENCER B. HENINGER, D.P.M.

Podiatric Surgeon,  
Foot & Ankle

Dear Mr. Martelli,

At long last, I have had an opportunity to get "caught up". I want to thank you for taking time to meet with Chris and myself on our July 28, 2012 visit and recent trip to Boston.

I do want to take this opportunity to comment on a few of your products. As you know, Chris, my wife, is an avid quilter. Recently, she returned home from a quilting show in Salt Lake City. With myself being a hand surgeon and Chris a registered nurse, we often have discussions regarding ergonomic design.

Well, she came "bounding up" the stairs to exclaim "you are not going to believe this!". She was referring to your "ergo-rotary cutter". She was so excited that even I had to give it a try. I tried cutting different fabrics, multiple layers, and in different directions. I then tried 4 other different brands of rotary cutters. Let me tell you, nothing compared to your device. It cut straighter, did not wobble, and required less downward force than any of the 4 other brands I tried. In my opinion, the ergonomic design, the ease of use, and the sharpness of the blade have come together in an outstanding package. The wrist and forearm muscles do not tire with repeated usage and with cutting multiple layers. This activity can be particularly difficult for people with painful arthritis at the base of the thumb.

When I combined the rotary cutter with your "no slip templates", this makes even more ergonomic sense. In addition, the laser cut on the no-slip templates, guarantees repeated accuracy. With this combination, much less downward pressure is required, but most importantly, you do not have to lean forward over the project. This means a significant decrease in the mechanical stresses placed across the neck, shoulders, and upper back. As we age, these are vulnerable areas and with your two inventions, the ergonomic rotary cutter, and the "no-slip" strip rollers and no-slip templates, I think it is safe to say that you have contributed greatly to the happiness and longevity of many a quilter.

In addition to the above observations, we did have an opportunity to discuss thoughts on a possible elbow brace. As you know, the elbow brace is much more akin to a hinge, unlike the knee, which combines hinge, action and a rotatory component. The most important element for a successful elbow brace is stability in a varus/valgus plane, and then allowing progressive range of motion with appropriate flexion/extension blocks.

Hopefully the above thoughts are helpful to you and again, I wanted to thank you for your most kind reception when Chris and I were in the Boston area.

Sincerely,

Brent W. Miller, M.D.  
Hand Specialist  
Alpine Orthopaedic Specialists

2310 North 400 East  
No. Logan, Utah 84341




# MARTELLI WORK STATIONS



PREMIER



ADVANTAGE



ELITE

- Heavy duty construction
- Electric leg lifts
- Adjustable height: 30" - 46"
- Commercial-grade locking wheels



Work Station Shelves


With an adjustable height of 30" to 46" inches, our work stations are flexible enough to accommodate sitting or standing. You will now be able to use rulers and rotary cutters comfortably for longer periods of time and with greater accuracy. Martelli Work Stations are precision engineered for easy assembly and enduring performance. Built for strength and durability with a heavy-duty sturdy aluminum reinforced frame and smooth 3/4" thick polyethylene (HDPE) work surface and side panels. Electric motorized leg-lifts assure smooth and quiet operation. Select the model that best meets your needs.

## Standard Features on All Models:

- Sturdy, industrial strength aluminum reinforced frame
- Commercial-grade, rubber locking wheels
- Electronic leg lifts with control allow easy, height adjustment
- Durable professional quality, double sided, contrasting-color cutting mat
- Legs made of non-corroding, lightweight aircraft quality aluminum with a smooth powder-coat finish
- Smooth, durable work surface and side panels made of 3/4" thick polyethylene (HDPE)
- Commercial-grade, heavy-duty locking wheels



New Work Station Accessory!  
**The Template Organizer**



Learn More at:  
[www.martellinotions.com](http://www.martellinotions.com)

Or Call:  
**850-433-1414**





5450 North "W" Street • Pensacola, FL 32505  
www.martellinotions.com • 850-433-1414



## WORK STATION PURCHASE ORDER

☐ **DEMO TABLE**

Received by Customer

☐ **PAID IN FULL/ON ORDER**

Date: \_\_\_\_\_

Show/Location: \_\_\_\_\_

Sales Rep: \_\_\_\_\_

### PREMIER

☐ Pick Up  
☐ To Ship



29" X 47"  
MSRP \$3,249.99

QTY


QTY	OPTIONALS	MSRP
R. Cutter 45mm	-or- 60mm	
\$24.99	\$29.99	
5pk Blades (45mm)	-or- 2pk 60mm	
\$22.99	\$12.99	
26" X 38" Cutting Mat		\$149.99
24" No Slip Strip Ruler		\$89.99
Martelli Leg Lift System		\$999.99
Industrial Wheel Casters		\$99.99
W. Station Shelf- Small		\$249.99

#### Products to be shipped:

\_\_\_\_\_  
\_\_\_\_\_  
\_\_\_\_\_  
\_\_\_\_\_  
\_\_\_\_\_  
\_\_\_\_\_  
\_\_\_\_\_  
\_\_\_\_\_

### ADVANTAGE

☐ Pick Up  
☐ To Ship



31" X 59"  
MSRP \$3,499.99

QTY

QTY	OPTIONALS	MSRP
R. Cutter 45mm	-or- 60mm	
\$24.99	\$29.99	
5pk Blades (45mm)	-or- 2pk (60mm)	
\$22.99	\$12.99	
26" X 38" Cutting Mat		\$149.99
24" No Slip strip Ruler		\$89.99
1/2" Strip Ruler		\$129.99
Martelli Leg Lift System		\$999.99
Industrial Wheel Casters		\$99.99
All Square Templates		\$104.98
All Circle Templates		\$79.98
All Triangle Templates		\$104.98
All Fussy Cuts for		
Square & Tri-Angle		\$114.96
T-Square		\$99.99

W. Station Shelf- Med. \$274.99

### ELITE

☐ Pick Up ☐ To Ship



35" X 72"  
MSRP \$4,499.99

QTY

QTY	OPTIONALS	MSRP
30" X 60" Cutting Mat		\$249.99
45mm+60mm R.Cutter		\$54.98
45mm + 60mm Blades		\$35.98
24" No Slip Strip Ruler		\$89.99
1/2" Strip Ruler		\$129.99
All Square Templates		\$104.98
All Circle Templates		\$79.98
All Triangle Templates		\$104.98
All Fus.Cut for Square.& Tri		\$114.96
T-Square		\$99.99
Kwik Spin Thread Dispenser		
- Large Size		\$149.99
Martelli Leg Lift System		\$999.99
Industrial Wheel Casters		\$99.99

Work Station Shelf- Long \$299.99

QTY	OPTIONALS	MSRP
Round-About Set		\$129.99
Get-A-Grip Foot Pad		\$14.99
Get-A-Grip Machine Pad		\$29.99
Get-A-Grip Bundle Set		\$39.99
Gripper Ring 8" & 11"		\$129.99
Zip Bind System/SND		\$104.99
Hexagon Full Set		\$49.99
DIAMOND Full Set		\$149.99
Rectangle Full Set		\$59.99
Scrap Trap		\$29.99
Ironing Top 26" x 38"		\$149.99
Template Organizer		\$399.99
Other		
Other		
Other		
Other		
Other		
Other		

### SHIP TO:

Name: \_\_\_\_\_  
Address: \_\_\_\_\_  
City: \_\_\_\_\_  
State: \_\_\_\_\_ Zip: \_\_\_\_\_

EXPECTED DELIVERY : 6 - 8 WEEKS SUBJECT TO CHANGE INITIAL \_\_\_\_\_

#### METHOD OF PAYMENT

☐ CASH ☐ CHECK: \_\_\_\_\_ ☐ WELLS FARGO ☐ SYNCHRONY  
☐ VISA ☐ MSTR CARD ☐ DISCOVER ☐ AMEX ☐ OTHER

I UNDERSTAND ALL SHOW PRICES, SALES, AND SHIPPED ITEMS ARE FINAL; THAT EXPECTED DELIVERY DATES ARE SUBJECT TO CHANGE; AND THAT DEPOSITS ARE NON-REFUNDABLE.

SOLD TO  
(Print Name): \_\_\_\_\_ PHONE# \_\_\_\_\_  
SIGNED: \_\_\_\_\_ DATE: \_\_\_\_\_

Phone: (\_\_\_\_\_) \_\_\_\_\_

Email: \_\_\_\_\_

Notes: \_\_\_\_\_  
\_\_\_\_\_  
\_\_\_\_\_

SRSD: \_\_\_\_\_

SALES PRICE

OPTIONALS

SUBTOTAL

(STATE TAX \_\_\_\_%) TAX

TOTAL

SHIPPING

TOTAL

AMT. PAID or DEPOSIT

BALANCE DUE

**Warranty Information:** There is a 3 year warranty on actuator/electrical components. There is a 10 year warranty on the Work Station. Warranties are voided upon improper use of table and/or table components (including, but not limited to: water damage to actuator/electrical components). A copy of the original receipt must be presented for warranty repair/replacement work.





## Embroidery Essentials Custom Work Stations and Accessories **Custom MB4 and Babylock Work Stations**

Designed after our LaCresta work stations, we have created a custom work station for the MB4 and Babylock embroidery machines. We can custom make a table to fit most any model of embroidery machine, or any type of work table you can dream up. All of our tables are constructed of high density polyethylene (HDPE), industrial strength reinforced frame and commercial rubber wheels and of course, electric leg lifts. Perfect for home or commercial users.

Custom MB4 and Babylock Work Stations starting at \$3,499.99



## The Handy Stand Organizer

**NEW PRODUCT**

Why keep your hoops and threads in different areas? With Martelli's Handy Stand Organizer you can assemble your threads and hoops in one spot, and as an added bonus— you can store up to 102 bobbins! HSO-03 **\$159.99**



*Comes with several dowels for multiple spool arrangements*



*Holds several hoops and up to 102 bobbins!*



MARTELLI


## HOOP STAND NOUVEAU

*Organization without the fuss!  
Keep your hoops in the same spot every time with Martelli's Hoop Stand - now built with a stylish frame for a classier look.*

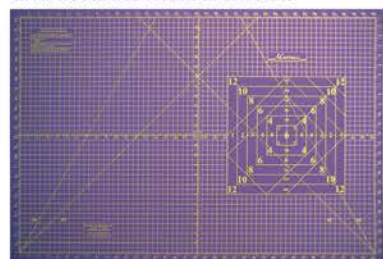


**Hoop Stand Nouveau**  
EHS-015 **\$124.99**





26" x 38" Cutting Mat with reversible sides that feature contrasting colors and accurate measurements



## MARTELLI Heavy-Duty Cutting Mats

Made from the highest quality commercial grade material, our double-sided, color-contrast cutting mat is the most durable cutting mat on the market today with a self-healing surface that repairs itself—no more cuts on your surface to interfere with precise cuts. Designed for both right- and left-handed individuals. Double-sided for extra longevity, and has a dark and light side to show the contrast in colors of whatever project you are working on. Marked with 1/2" gridlines, 1/8" increments along the edge, and 45-, 60-, and 90-degree angles, with clearly detailed cutting graphics.

18" x 24" Cutting Mat	MCM-18-24	\$89.99
26" x 38" Cutting Mat	MCM-26-38	\$149.99
30" x 60" Cutting Mat	MCM-30-60	\$249.99



### Translucent Cutting Mat

This 12" x 12" cutting mat is made of a translucent material so light can shine through fabric for easy pattern tracing. Small enough for classroom use or anytime you need easy portability.

12" x 12" Translucent Cutting Mat	MCM-12-12	\$29.99
-----------------------------------	-----------	---------



Base

Iron Top

Cutting Mat

### Turntable Base

Constructed of heavy-duty polyethylene, our Round About 16" turntable with no-slip backing will give you years of service. 24 stainless steel ball bearings keep it rotating smoothly. Will not tip. Topped with our no-slip material. Great for all crafts including cake decorating.

Turntable Base	TT-16-R	\$44.99
----------------	---------	---------

### Table-Top Ironing Pad

This table-top ironing pad is a useful accessory, providing a smooth and compact ironing surface. Made especially for use with Martelli Lacresta Work Stations, or any standard work table or ordinary table top, this ironing pad is durable and safe. The cover, pad, and heat absorbing material prevent unwanted heat transfer, while pressing both sides at the same time. Fabric colors and patterns may vary.

Table-Top Ironing Pad	TI-18-R	\$44.99
-----------------------	---------	---------

The  
Perfect  
Cutting  
Companion:   
Our 3-Piece Round-About Set

### Save with the Bundle Price!

16" Turntable Base, Cutting Mat (as described below), and ironing pad. Great for squaring up blocks. Simply spin the turntable to rotate the cutting mat to trim blocks—no need to lift the block. Place the ironing pad on top for a close-at-hand pressing surface.

### 3 PC Round-About Set

RA-03	\$129.99
-------	----------

### 16" Round Cutting Mat

Our round cutting mat uses the same commercial grade materials as our other cutting mats, and its shape gives you added flexibility. Designed to use by itself or with our turntable base.

16" Round Cutting Mat	TM-17-R	\$49.99
-----------------------	---------	---------

# QuiltWeek

For more information, visit us at  
QuiltWeek.com or call 270-898-7903

*Martelli Enterprises is  
proud to be in several  
AQS Quiltweek Shows  
around the nation!*

Detail: RACING SILKS by Nancy Sullivan-Jacobs  
NATIONAL BRAND PARTNER  
**JANOME**





## MARTELLI No-Slip Strip Rulers

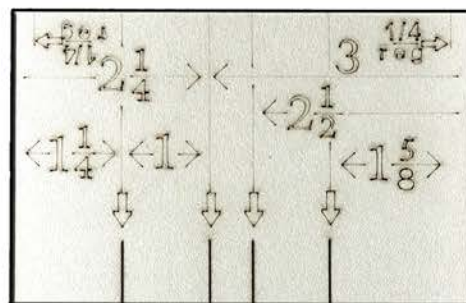
***Cut with confidence through multiple layers of fabric at one time with no slipping or ruler movement as you cut!***

Made of a high tech compound, our rulers are strong, yet flexible. Soft, rubber backin grips the fabric solidly and holds it firmly underneath the ruler as you cut. Static cling is eliminated allowing you to pick up or move the ruler without disturbing the fabric. Perfect for cutting bindings, borders, or strips for many quilt patterns. Available in several styles and lengths plus special order.

***NOTE: Because of the necessary blade cutting depth, our strip rulers will only work properly with our Ergo Cutters!***



***Our most popular ruler!***




Edge Detail

### 24" No-Slip Strip Ruler

This Strip Ruler allows you to cut accurate strips in multiple widths. You can cut bindings, borders, or strips for many quilt patterns like the Log Cabin. Designed for use with our Martelli Ergo Rotary Cutter. Slot length is 19". Choose from eight strip widths: 1/2", 3/4", 1 5/8", 2 1/4", 2 1/2", 2 5/8", 3" & 3 1/4"

**24" Strip Ruler slot/strip length is 19"**

**24" Strip No Slip Ruler** STR-12-24-S **\$89.99**



Multiple strip widths in one ruler!

## More sizes of our No-Slip Strip Rulers



<b>24" Strip Ruler with .5" wide strips.</b> Slot length is 20".	STR-12-24-05	<b>\$129.99</b>
<b>24" Strip Ruler with 1" wide strips.</b> Slot length is 20".	STR-12-24-01	<b>\$129.99</b>
<b>28" Strip Ruler with 2" wide strips.</b> Slot length is 25".	STR-12-28-02	<b>\$129.99</b>
<b>36" Strip Ruler (17"x36") with 2.5" wide strips.</b> Slot length is 32".	STR-17-36-25	<b>\$129.99</b>
<b>24" Strip Ruler with 3" wide strips.</b> Slot length is 21.5".	STR-12-24-03	<b>\$129.99</b>
<b>32" Strip Ruler with 3.5" wide strips.</b> Slot length is 30".	STR-14-32-35	<b>\$129.99</b>
<b>44" Strip Ruler</b> Choose from eight strip widths: 1/2", 3/4", 1 5/8", 2 1/4", 2 1/2", 2 5/8", 3" & 3 1/4" Slot length is 39".	STR-44-05-S	<b>\$119.99</b>

***NOTE: When using your strip ruler for the first time: You will need to cut through the no-slip material with your rotary cutter. Place cutter in 1st slot and cut forward/backward. Repeat for each additional slot. Clean blade with alcohol if necessary.***

• Need something special? Just give us a call at 850-433-1414. We will gladly make a ruler that meets your special sewing or crafting needs.



## MARTELLI No-Slip Straight Rulers

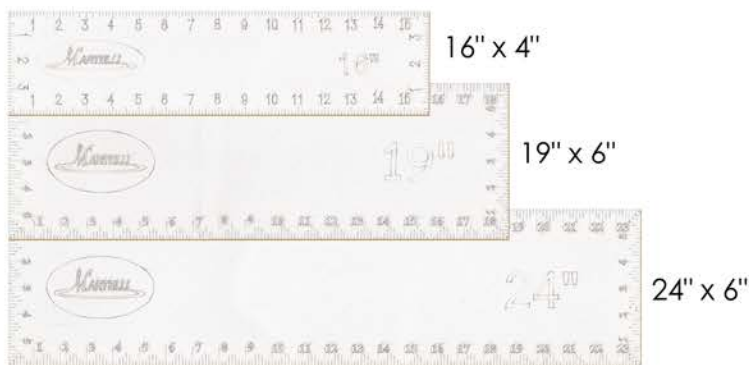
*Just like our strip rulers, our straight rulers are backed with our exclusive No-Slip backing to give you complete control of your fabric.*

Our Straight Rulers feature laser-cut measurements.

**16" No Slip Straight Ruler** 16" x 4" SR-16-04 \$49.99

**19" No Slip Straight Ruler** 19" x 6" SR-19-06 \$59.99

**24" No Slip Straight Ruler** 24" x 6" SR-24-06 \$69.99



Martelli No Slip Skini-Mini rulers give you accurate results when cutting bindings of various widths from 1.5"-3.5". The No Slip backing will lock fabric into place and prevent fabric from moving while you make your cuts.

**1" x 24"** SK-10 \$15.99

**1.5" x 24"** SK-15 \$19.99

**2" x 24"** SK-20 \$20.99

**2.5" x 24"** SK-25 \$21.99

**3" x 24"** SK-30 \$22.99

**3.5" x 24"** SK-35 \$23.99

**NEW PRODUCT** 2" x 12" Skini-Mini SK-212 \$11.99

**Bundle Set**  
1.5"-2"-2.5"-3"-3.5" SK-05 \$69.99

### - Care for your no-slip backing on rulers and templates -

The no-slip backing must be kept free from any accumulation of dirt, lint, thread, etc. Maintain its no-slip qualities by wiping surface with a mild cleaner such as Windex, alcohol or dish detergent.

## NEW PRODUCT



Colors and Patterns of ironing top may vary

Product Close-up

## IRONING TOP 26" x 38"

*The perfect addition to our 26" x 38" Cutting Mat*

Iron over a large surface area with confidence that no damage will be dealt to your cutting surface. TTI-26-38 \$149.99





## No Slip Templates and Fussy Cut Windows

Made of durable plastic, these templates are virtually indestructible. No more slipping, sliding or mis-cuts with Martelli no-slip templates. Our exclusive rubber backing grips the fabric solidly and holds it firmly underneath the template as you cut. Turn the template as you cut around all sides and the fabric moves with it - there's no need to lift the template before you finish your cuts. Cut several layers of fabric at the same time. Available as squares or quarter circles these templates are designed specifically for use with our Ergo Cutter. We can also make custom templates of most any size or shape!



### No-slip Square Templates and Fussy Cut Windows

Templates includes 1/4" seam allowance.

**Small Square Template Set 4 pc** (2.5, 3.5, 4.5, 5.5) BTS-25 - \$44.99

**Small Square Fussy Cut Set 4 pc** (2.5, 3.5, 4.5, 5.5) BFS-34 - \$29.99

**Large Square Template Set 4 pc** (6.5, 7.5, 8.5, 9.5) BTL-59 - \$59.99

**Large Square Fussy Cut Set 4 pc** (6.5, 7.5, 8.5, 9.5) BFL-67 - \$34.99

**16 Piece Set** (Templates and Windows - all sizes) BCS-174 - \$139.99 **Save with this value set!**




### 2-pc Set No-slip Square Template with corresponding Fussy Cut Window

**SPECIFY SIZE:** 2.5" - 3.5" - 4.5" - 5.5" \$19.99

6.5" - 7.5" - 8.5" - 9.5" \$24.99

**EXTRA LARGE:** 10.5" - 11.5" - 12.5" - 13.5" \$26.99

## Equilateral Triangle Templates and Fussy Cut Windows



**Triangle Templates Small Set 4pc** (2.5, 3.5, 4.5, 5.5) TTS-26 \$44.99

**Triangle Fussy Cuts Small Set 4pc** (2.5, 3.5, 4.5, 5.5) TFS-35 \$22.99

**Triangle Templates Large Set 4pc** (6.5, 7.5, 8.5, 9.5) TTL-60 \$59.99

**Triangle Fussy Cuts Large Set 4pc** (6.5, 7.5, 8.5, 9.5) TFS-68 \$26.99

**Full Triangle Template and Window Set**

**16 pc** TCS-175 \$129.99 **Save with this value set!**

Square, Triangle, and Circle Template sets as well as Fussy Cuts are available in sizes 2", 3", 4", 5" (small set) and 6", 7", 8", 9" (large set) upon request.

Martelli Fussy  
Cut Window Directions



*Please Note:  
Fussy Cut  
Windows  
DO NOT have  
no-slip backing.*

Use the "window" template to preview your fabric. Without moving the window, place square template in center. Carefully remove the "window." Cut around template, remove excess fabric and reveal your centered design!

### Circle No Slip Templates in SETS of four

Quarter circle templates backed with our exclusive non-slip material allows you to accurately cut multiple layers of fabric at one time. Simply fold fabric squares into fourths, place template in position along folds and cut. Turn the template and the fabric moves with it. No need to lift the template until all sides are cut. Pair these with the square templates shown above for cutting out accurate sized squares. Template includes 1/4" seam allowance.

**Small Circle 4 pc. Set** (2.5, 3.5, 4.5, 5.5) CTS-27 \$34.99

**Large Circle 4 pc. Set** (6.5, 7.5, 8.5, 9.5) CTL-61 \$44.99

**Full Set Circle 8 pc. Set** (2.5 - 9.5) CCS-176 \$67.99 **Save with this value set!**

### INDIVIDUAL Circle No-Slip Templates

**SPECIFY SIZE:** 2.5 - 3.5 - 4.5 - 5.5 \$12.99 each

6.5 - 7.5 - 8.5 - 9.5 \$14.99 each





# CUSTOM TEMPLATES

from MARTELLI ENTERPRISES

Martelli has made a number of different No-Slip templates and rulers. There are so many different designs and quilt patterns out there that it is almost impossible to keep up with all the different patterns. Since Martelli came out with the No-Slip Templates, we have had several requests from quilt designers to make templates sets for them. They ask us to make the quilt design shapes for their new design so that they can include it in their pattern package.

We have been told that we have spoiled them with the No-Slip and therefore they hate to use any other kind of template. The No-Slip template actually stops most cutting

mistakes due to the slipping and sliding of regular plastic templates that ***do not*** have the No-Slip material.

Cutting designs out with the Martelli No-Slip has changed the way projects turn out. Our customers tell how wonderful it has been since they started using the Martelli No-Slip products. What's amazing they say, is that their cutting has become a whole lot simpler, faster, and much more accurate.

Martelli makes all the rulers and templates right here at our own facilities in the good old USA. So, if you have an idea for a design or would like templates made for a pattern or project, please let us know.



## BEACH BALL TEMPLATE SET



**Beach Ball 14pc Template Set**  
BB-TS-14 \$44.99



## FLOP FLOP TEMPLATE SET

**Flip Flop 6pc Template Set**  
FF-TS-06 \$39.99



## Diamond No Slip Templates

Templates includes 1/4" seam allowance.

### Small Diamond Template Set

DMD-04-S-T  
4pc (2.5, 3.5, 4.5, 5.5) \$44.99

### Small Diamond Fussy Cut Set

DMD-04-S-W  
4pc (2.5, 3.5, 4.5, 5.5) \$29.99

### Large Diamond Template Set


DMD-04-L-T  
4 Pc (6.5, 7.5, 8.5, 9.5) \$59.99

### Large Diamond Fussy Cut Set

DMD-04-L-W  
4pc (6.5, 7.5, 8.5, 9.5) \$34.99

### 16 Piece DIAMOND Set

DMD-16-TW  
All Template/Window sizes \$149.99  
**Save with this value set!**



## Rectangle Template


with 45° or 60°  
Angle and  
.5" increments

### Rectangle Angle 45°

RT-085 \$24.99

### Rectangle Angle 60°

RT-087 \$34.99







# No Slip Templates and Fussy Cut Windows

Hexagon Full Set 12pc HEX-12-TW \$49.99

Martelli Template and Window Set

## Hexagon


Sizes:

1" - 1.5" - 2"

2.5" - 3" - 3.5"



Rectangle  
Templates  
and  
Fussy Cut



Rectangle Full Set  
8pc RTS-086 \$59.99

**NEW PRODUCT**

## Solomon's Puzzle

Template Sets by Martelli

**Small Set**

4.5", 5.5", 6.5"

SP-TS-46

\$54.99




**Large Set**

7.5", 8.5", 9.5"

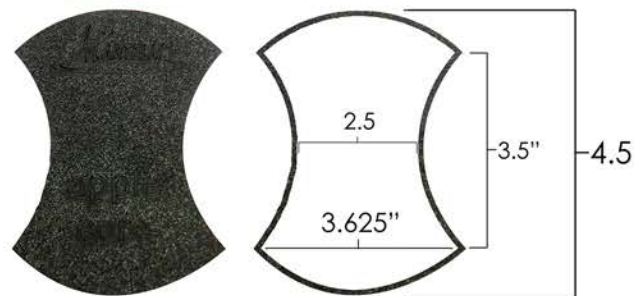
SP-TS-79

\$64.99



Martelli Enterprises  
Apple Core  
Template

- Accurate curves
- No Slip Material
- Portable
- Lightweight
- Durable plastic

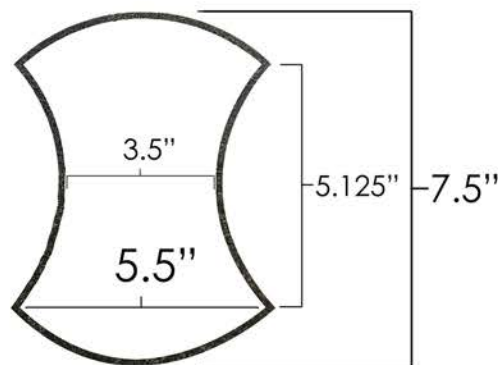


Small Apple Core Template TEM-AC-02 \$16.99  
Large Apple Core Template TEM-AC-01 \$19.99

**Double Wedding Ring Template** DW-05 \$59.99



Edge  
Detail





## Pocket Template and Window - Small

Part#  
\$19.99



(example shown not included)

## Pocket Template and Window - Large

Part#  
\$19.99



(example shown not included)

3.25"



Small Paw Template PP-TS-S

\$25.99

Large Paw Template PP-TS-L

\$33.99

4.5"



## Christmas Stocking



21.5"  
after seam allowance

Edge  
Detail



## Elf Christmas Stocking and Circle Template Set




12"



Example Project  
(Not Included)

## Large Paw Print Stocking



20"

10"

Christmas Stocking Template

TEMP-CST-01 \$59.99

Elf Stocking and Circle Template

TEM-CST-02 \$29.99

Large Paw Print Stocking

PS-TS-06 \$69.99

Martelli Template, Dresden Plate

TEM-DP-01 \$24.99

Martelli Template, Prairie Point


TEM-PP-01 \$24.99

Martelli Template, Prairie Point Small

TEM-PP-02 \$19.99

Martelli


Dresden Plate  
Template



15"



example project



12"


Martelli  
Prairie Point  
Template

Large Size



example project


Example projects shown are  
not included with templates.



8"

Martelli  
Prairie Point  
Template  
Small Size





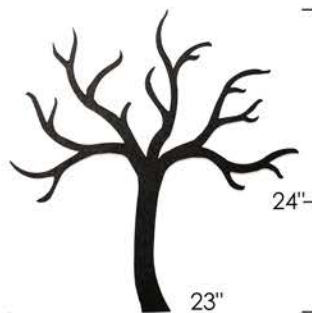
Paisley/Bird Template Set

Pear/Bird Template Set

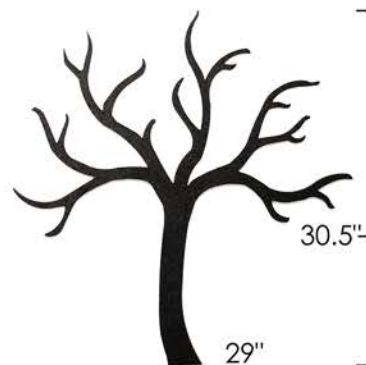
Leaves Template Set




<b>Paisley/Bird Template Set</b>	PB-TS-03	<b>\$29.99</b>
<b>Pear/Bird Template Set</b>	BP-TS-05	<b>\$44.99</b>
<b>Leaves Template Set</b>	LV-TS-04	<b>\$34.99</b>
<b>Small Tree Template</b>	TR-24-24	<b>\$59.99</b>
<b>Large Tree Template</b>	TR-29-30	<b>\$69.99</b>
<b>Branch Template</b>	BR-16-30	<b>\$49.99</b>
<b>Branch of Life Bundle</b>	BL-TS-10	<b>\$89.99</b>
<b>Cherry Pickin' Bundle</b>	CP-TS-15	<b>\$59.99</b>
<b>Defining Tree Bundle</b>	DT-TS-08	<b>\$99.99</b>



Small Tree Template



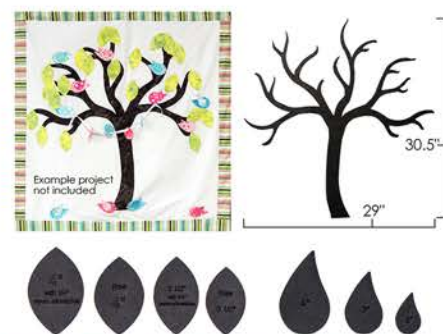
Large Tree Template



Branch of Life Template Bundle



Cherry Pickin' Template Set



Defining Tree Template Bundle

## PAISLEY

BY MARTELLI

With the new PAISLEY templates from Martelli Enterprises- you can create paisley inspired designs with accuracy and precision. Featuring our No-Slip material, these templates will help ensure that the first cut will be the right cut.

**4pc Set includes 4", 6", 8", and 12" templates**

**Paisley Template Set PTS-04 \$44.99**

**3pc Mini Block Set**  
BLK-03-MINI **\$12.99**

1.5" Block Template

2" Block Template and Fussy Cut





*Bella*  
Prima

Presented by  
Martelli Enterprises

*Bella*  
Longarm Series



*Bella*  
Sedere

\*SYNCHRONY Financing Available



*Bella*  
Longarm Series

## Longarm Quilting Comes Home with The Bella Prima Longarm Quilting Machine

### The Martelli Bella Prima Longarm Quilting Machine - Fit For You!

- Sit or stand - it's up to you with our exclusive electric leg lifts
- No braces or framework underneath the machine means freedom of access
- Machine may be placed near the wall; there is no need to walk behind or around it
- Standard frame length is 11 feet; but customization allows you to pick the frame length that best meets your space needs.
- Talk to us about combining the longarm with one of our work stations to create a completely customized quilting experience

*Bella*  
Prima



**Longarm training classes  
are provided with purchase**

**\*SYNCHRONY Financing Available**

- 5 year warranty on mechanical parts
- 3 year warranty on electric parts
- 1 year warranty on in-store service

### **Bella Prima Machine- The servo motor makes this a powerful, serious machine**

- 21" throat by 11" height
- Powder-coat finish, more durable than paint
- Three-quarter inch drive shaft
- Solid state commercial-grade electronics for long, productive use
- Ergonomic grip handles with adjustable positioning
- Engineered for easy maintenance
- Touch screen interface gives reliable performance
- 220 motor driver (includes a household adaptor)
- Touchscreen control head
- Three position LED lighting system featuring a black light setting

*Bella*  
Stitch

- Large 'M' type bobbin with custom-fitted hook
- Manual or regulated sewing modes
- Range of useful stitch lengths
- Fast sensor reaction time for accurate stitch regulation
- Stitch regulator setting of 3 to 15 stitches per inch
- Basting stitch
- Easy up/down needle positioning
- Speed setting of 50 - 3000 per minute
- Gear-driven bobbin for accurate, precise timing
- Patented Martelli Kwik-Spin Thread Dispenser built in to reduce breakage and tension problems
- Qbot Ver. 3 now available



## The Frame - Our patented frame is the infrastructure **MADE IN THE USA**

- Panels are engineered from high density material for incredible durability
- Patented, quick-release, spring-loaded poles for fabric source and uptake rollers
- This frame system—side panels and overhead rail—provides the suspension for your machine
- The first frame to be featuring electric leg lifts for combining adjustability with quiet, smooth operation
- Four-inch wheels allow for easy movement and positioning of frame; wheels lock solidly to keep frame in place
- Patented infinite adjustment clutch system means easy adjustment of fabric on the leaders
- Height adjustability allows operator to stand or sit • Frame is easily adjustable for wheelchair accessibility
- Adjustable height allows leveling on each side • High quality materials • Easy assembly and maintenance

### Patented Overhead Rail System

- The overhead rail system is the keystone of the suspension and the infrastructure of our machine
- Features seamless precision-extruded, high quality aluminum beams
- This non-corroding, lightweight aluminum has smooth powder-coat finish
- The rails suspend the weight of machine to a smooth and easily controlled feather-lightness
- Eases operation and reduces stress on the operator for more time stitching
- Overhead rail suspension eliminates bulky tracks beneath your work area
- Replaces lower rails/belt systems with a convenient, practical alternative
- No worries about cleaning lower tracks and rails of dust and lint



## EXPAND YOUR CREATIVITY WITH **QBOT**

**AUTOMATE** - Repeat your favorite freehand designs on all your quilts and never get tired.

**PROGRAM** - You can program any design and the QBOT will stitch it onto your quilt.

**RECORD** - You can record your designs as you quilt and repeat them anywhere.

**CREATE** - Create quilts with consistent themes in no time.

**SCALE** - Scale your design to fit anywhere.

**INSTALL** - Attaches quickly to your sewing machine and frame.

**DESIGNS** - Includes many designs at no charge. Many others available.

QBOT is the new standard

in computerized quilting.

The QBOT turns your sewing

machine into an automatic quilter

and expands your creativity!

# Bella

Sedere

Italian for “sit down,” the Sedere Model gives you the work output of a longarm machine without the need for standing

- Achieves the utility and benefits of our Work Stations by using the same basic structure and materials
- A full 21-inch throat and 11-inch neck for lots of room
- Dual foot pedal for up/down needle function
- Broad, accessible work surface (48" x 48").
- Adjustable height (30" to 46")


\* **SYNCHRONY** Financing Available



Martelli Gripper Rings are an essential addition to your longarm model!



Martelli Gripper Rings







*Bella*  
Longarm Series

# Standing and Sit Down Models

For more information, call **850-433-1414** or visit **www.martellinotions.com**



*Bella*  
Prima

## AVAILABLE OPTIONS

- |   |            |
|---|------------|
| <input type="checkbox"/> QBOT V.3           | \$5,999.99 |
| <input type="checkbox"/> QBOT UPGRADE       | \$1,199.99 |
| <input type="checkbox"/> 5'6" or 11' Length | \$1,499.99 |
| <input type="checkbox"/> Extended Warranty  | \$999.99   |
| <input type="checkbox"/> Set-up on location | \$999.99   |
| <input type="checkbox"/> INSTRUCTION CLASS  | \$499.99   |
| <input type="checkbox"/> Martelli Leaders   | \$349.99   |
| <input type="checkbox"/> Accessories Kit    | \$99.99    |
| <input type="checkbox"/> Laser              | \$49.99    |
| <input type="checkbox"/> Bobbin Winder      | \$149.99   |
| <input type="checkbox"/> Training DVD       | \$24.99    |
| <input type="checkbox"/> Ruler Table        | \$99.99    |

Premier Work Station Package

Advantage Work Station Package

Elite Work Station Package



*Bella*  
Sedere

## AVAILABLE OPTIONS

- |   |          |
|---|----------|
| <input type="checkbox"/> Electric leg-lifts                 | \$999.99 |
| <input type="checkbox"/> Industrial quality locking wheels  | \$99.99  |
| <input type="checkbox"/> Accessories Kit                    | \$ 99.99 |
| <input type="checkbox"/> 24" X 38" insert & cutting mat kit | \$499.99 |
| <input type="checkbox"/> Set-up on location                 | \$999.99 |
| <input type="checkbox"/> INSTRUCTION CLASS                  | \$499.99 |
| <input type="checkbox"/> Bobbin Winder                      | \$149.99 |
| <input type="checkbox"/> Gripper Ring Quilting Hoop Set     | \$129.99 |

Premier Work Station Package

Advantage Work Station Package

Elite Work Station Package

M Bobbin  
10 pk

\$29.99



Prima & Sedere

M Bobbin Case  
\$44.99



Prima &  
Sedere

Roller Foot  
\$39.99



Prima &  
Sedere

Saucer Foot  
\$39.99



Prima &  
Sedere

Template Foot  
\$39.99



Sedere

Open Toe Foot  
\$39.99



Sedere



24" Straight Ruler LA-03 \$79.99



24" Double Wave LA-01 \$79.99



29" Wave LA-02 \$79.99



**Longarm  
Rulers**



# Martelli Magnetic Longarm Leaders



Martelli Magnetic Longarm Leaders are the next wave of improvement to the longarm process. Eliminate time and effort with this easy solution, and get straight to the important part—stitching your quilt.

Perhaps you are an experienced longarm quilter, and the traditional ways of attaching the quilt to the leaders have always been a chore? Or maybe you're a newcomer to quilting, who wants to maximize your time making stitches? One thing all frame quilting has in common is the need for a secure and reliable way to attached quilts to a frame.

Martelli Magnetic Longarm Leaders combine the solution with powerful magnets to simplify the process and get you started quilting sooner.


Martelli Magnetic Longarm Leaders are a new design for quilt leaders for longarm or any frame quilting requiring leaders. Our leaders attach the three pieces of the quilt to the frame of your longarm machine or frame in a matter of minutes.

Here's how it works:

- 1) Attach magnetic anchor strips to your take-up, top-fabric, and bottom-fabric supply rollers.
- 2) Attach bottom fabric, batting, and top fabric to their respective rollers, using magnets.
- 3) Attach all of these components to the take-up roller, using magnets.
- 4) Adjust your fabric and start quilting.

## MARTELLI MAGNETIC LONGARM LEADERS

- Simple and fast--no pinning required!
- Attach quilt pieces to the leaders in minutes.
- Originally designed for our longarm; Also compatible with other longarm frames.
- Can be used on any quilt frame that uses leaders for attaching quilt to take-up rollers or fabric and batting to supply rollers.
- Align more accurately than a zipper.
- Align and attach the quilt pieces directly to the quilt frame/rollers using magnets.
- The leaders hold the quilt solidly: secure, firm, accurate—and precisely aligned to your mounted magnetic strips!
- See a demonstration video on YouTube.com—just search "Martelli Magnetic Longarm Leaders" on YouTube. Or go to our web site at [www.martellinotions.com/video/](http://www.martellinotions.com/video/)
- Once you've installed your magnetic leaders on your top fabric roller, bottom fabric roller, and take up rollers, it just takes a simple "click" to secure your fabric.
- Compatible with other longarm frames, the leaders can be used on any quilt frame that uses leaders for attaching quilt to take-up rollers or fabric and batting to supply rollers.





# ~lessons on the~ LONGARM



**ABOVE:** Martelli Enterprise Education Director Linda Winner demos several Martelli products for our class participants

**LEFT:** Our longarm sales representative, Stephanie Deese (on the right in picture), meets with Miss Pat about our longarm in Paducah, Kentucky.

Martelli Enterprises not only creates quality products that reduce stress and increase efficiency, we also train you on how to use those products. Whether through a demo at a trade show, one of our many videos online, or a class set up for product specific instruction- you will know how to use our products properly.

In December of 2014, Martelli Enterprises held its first longarm machine class for those customers who have purchased the Bella Prima Standup Longarm Machine. It was a terrific success with customers becoming more knowledgeable on how to operate, maintain, and repair their longarm machines. For more information regarding these classes, please contact us at 850-433-1414.

*"The class experience was really good. The bags and the goodies, along with the lunches and snacks, were an unexpected bonus."* - Bella Prima Customer







# Martelli Solutions



Factory Showroom  
Come visit us today!

• 850-432-4434 • 5450 North W Street, Pensacola, FL

*You can achieve your creative vision . . .  
We have the tools and technology to get you there.*

Martelli Zip Bind System



HEXAGON  
TEMPLATE  
SET



Specialized tools, equipment, work stations, and machines for dedicated quilters.

**MARTELLI Solutions**

850-432-4434 5450 North W Street Pensacola, Florida

Learn more at [www.martellinotions.com/solutions/](http://www.martellinotions.com/solutions/) or find us on Facebook and Twitter.

## THE QUIRKY QUILTER



QUIRKY QUILTER T-SHIRTS

Small, Medium, or Large

**\$27.99**


XL or XXL

**\$29.99**

## Red Rocket Oil

Specialty oil formulated under trade secret to help lubricate all types of sewing, embroidery, and longarm machines. Also useful for small moving parts such as zippers.

**Red Rocket Oil**  
RR-95 **\$24.99**



Keep all of your pins and knick knacks in place with Martelli's Magnetic Bowl!

**Magnetic Bowl**  
MB-06 **\$19.99**





# Zip Bind System

***The best tools for perfect hand binding!***

You will love this set of gadgets for attaching bindings. Turn out perfect and consistent bindings every time with mitred corners that will impress the judges! Makes finishing a quilt fast, easy, and precise. The Zip Bind System is a hand binding system that consists of several tools:

- **Zip Guns** in three sizes (small, medium, large), pre-loaded with clips.  
The Zip Guns attach Zip Clips to quilt and binding.
- **Zip Clips** in three sizes. Reusable clips hold binding to the front of the quilt and leave no holes in your fabric. No more poked fingers or lost pins! Just slide clips off the quilt and reload them in the tool and you are ready to use it again.
- **Minute Miter tools** in three widths, 1 1/2", 1", and 1/2", slide onto the quilt and stay in place while you fold the binding into perfect shape.
- **Sew-Mate** is a combination tool; a seam ripper, thread cutter, and double-tipped stiletto to push or pull small pieces while sewing, or hold pieces in place while ironing.
- **Zip Bind Tool** is an adjustable clip that folds any size binding and holds it to the back of the quilt in the last step of the binding process.



**Zip Bind System ZB-03 \$74.99**

**"How To" Instructions will accompany the Zip Bind System**



## Zip Bind Tool

The Zip Bind Tool makes bindings perfect and consistent from end-to-end, side-to-side and front-to-back. With the Zip Bind Tool, there's no need for even one straight pin and there's no measuring involved! Not only is the Zip Bind System perfect for quilts, it works with anything that needs binding, clipping, mitering, etc. Sew your binding to your project, then clamp on the Zip Bind. Folds binding over edge evenly as you slide it along your quilt. Make perfect and consistent bindings from end-to-end, side-to-side.

**Zip Bind Tool ZB-02 \$29.99**



The Zip Bind Tool opens to clip onto your fabric. Adjustable "gate" allows for three binding widths: .5" - 1" - 1.5"



## Minute Miters

These unique clips make perfect mitred corners fast and easy. If you struggle with getting your mitred corners to look like they belong together on the same quilt or project, then you'll love our Minute Miters. Minute Miters will assist you in stitching perfectly bound corners.

Minute Miters sizes available separately or on a 3-size set

**.5" wide 4-pack MM-05 \$14.99**

**1" wide 2-pack MM-10 \$14.99**

**1.5" wide 2-pack MM-15 \$14.99**

**3-piece set includes one minute miter of each size MMS-03 \$19.99**



*What the experts and our customers have to say about the Minute Miter*


*Minute Miters make it incredibly easy to miter the corners of your quilt; before this product was introduced I really had to struggle to get my corners mitred correctly. Not anymore, it is wonderful!*  
- Liz McRoberts, Amazing Designs Educator





## MARTELLI Stitch-N-Ditch Binding Foot

Martelli Enterprises' Stitch-in-the-Ditch Binding System combines the look of hand binding with the practicality of machine binding. This special binding attachment holds your binding straight even as you finish it. It allows binding widths from 1/4" to 1" and comes with six adapters to fit most sewing machines. The four fences allow you to bind anything from a garment to low, medium, and high loft fabrics. Using the fence to sew your folded binding on the front of your project guarantees a perfect and consistent seam allowance.



**Stitch-N-Ditch Binding Foot SD-01 \$29.99**

For free instructional videos on the SND Foot and other Martelli products, please visit:  
[www.martellinotions.com](http://www.martellinotions.com)

## Don't pin - Use the Martelli Zip Gun!

Say good-bye to pins! Whether sewing, quilting or crafting, our Zip Guns and clips are the easiest and fastest way to hold the edges of projects together. Reusable clips easily load into the "gun". Fabric layers are firmly held together until the clips are removed.



Zip Guns available in 3 sizes.

Eight reusable clips are included.

**Small Zip Gun ZG-08-S \$7.99**

**Medium Zip Gun ZG-08-M \$8.99**

**Large Zip Gun ZG-08-L \$9.99**

### Zip Gun Replacement Clips

Have plenty of clips on-hand. Pack of 20 clips.

**Small replacement clips RC-20-S \$1.99**

**Medium replacement clips RC-20-M \$2.99**

**Large replacement clips RC-20-L \$3.99**



## Curve Master™

Curve seamed piecing without the pins!



**Great for patterns requiring a convex to concave curve!**

**1/4" Curve Master CM-14**

**\$29.99**

**5/8" Curve Master CM-58**

**\$29.99**

## Tools that will soon become essential parts of your sewing basket or crafting tool box:



### Martelli Pinpoint Tweezers


PT-05 \$8.99



- Pinpoint accuracy
- Wide handle for a steady grip
- Reliable clasp strength

### Martelli Ergo Tweezers

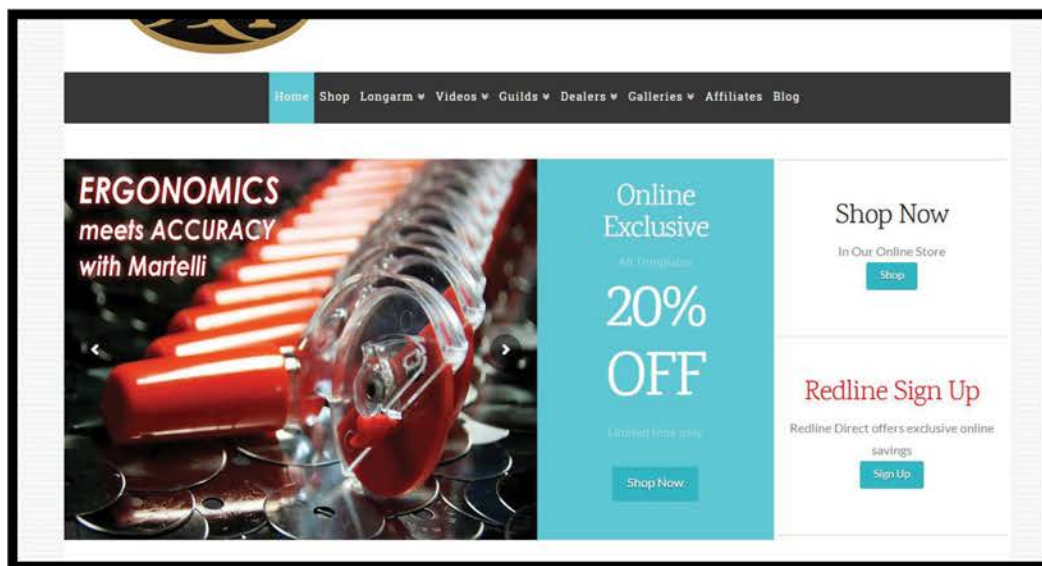
ET-05 \$8.99



**Sew-Mate** This multi-purpose tool pushes, pulls, holds, rips, tugs, lifts, and guides easily. Rips seams without ever making holes in your material because of its unique design. Use it to hold down seams or edges as you sew. Protects fingers from your needle or iron when used to hold seams or fabric edges in place.

**Sew-Mate SM-07 \$14.99**





#### \* Our Blog

Watch for news and updates about our company as well as interesting articles on people, organizations, and entrepreneurs in the sewing and fabric arts.

#### \* Dealers and Guilds

Find a dealer or guild in your area.

#### \*Trade Show Schedule—

See when we will be near you!

## Coming Soon!

Our two websites will be combined into one website that is more user friendly and keeps pertinent information at the forefront. We look forward to better serving our customers online!

\***For Dealers and Distributors**—We have a large wholesale and distributor business. Tell your favorite shop owner/manager or distributor to learn more at our site.

\***Online Store**—More and more customers are choosing to purchase quickly and easily online! Stop by to browse or for one of our Redline Direct sales events.

### - continued from page 1 -

...about finding the balance between tradition and progress. The setting was in the Orthodox Jewish section of a tiny Russian ghetto town called Anatevka in the early 1900s. Topol was the main character and father of five daughters. His oldest daughter, Yenta, came to him broken-hearted because the man whom he arranged for her to marry was older than him and she did not love him. Furthermore, she loved her childhood boyfriend, Motel, and they secretly pledged themselves to each other. So, in the scene where the daughter comes to her father and pleads with him not to make her marry Lazar Wolf, Topol walks what appears to be hundreds of feet away and begins to have an internal battle of the mind.

“Traditions,” he says, “The Papa arranges the marriage. On the one hand,” he says, “Look how my daughter loves him,” (glancing over at her). “On the other hand, I have made a pledge. On the one hand, look at my daughter’s eyes. She loves him.” And the scene goes on between the conflict of the daughter’s happiness verses the conflict of tradition. You get the picture. I was trying to visualize us doing a T.V. Reality Show. It could be good, but on the other hand, it could be bad. On the one hand, we could show our inventions. On the other hand, who cares? On the one hand, blah, blah, blah.

I said, “Dan, let me think about it and discuss it with my family and I will get back with you soon.”

“It’s a deal,” he said, “I look forward to hearing from you soon,” as he got up to leave.

Well, who could have thought? God works in mysterious ways. We are already filming the 2<sup>nd</sup> half of the first 12 Episodes. I have had many of our friends, both business acquaintances and personal friends, who are so excited about the show. My husband says it’s like mixed emotions - a mother-in-law going over the cliff in your brand-new Cadillac.

“Hey wait a minute!” I say, “I am a mother-in-law! Not good odds!”

But, I hope you all stay tuned. There are many options on the table for its airing and I hope you will join me to make this Martelli Reality Show a success just like you have made our company a success. Without our customers’ support this all would not have been possible.

Love to you all,

*Marsha*





Gripper Quilting Hoops



Strip Rulers



Fussy Cut Windows



## *We have free product demonstration videos!*

One of our most important resources for a customer is our collection of demonstration videos. Many customers find demo videos useful for learning how to use our products. As many of you know from using them, some products require a little more instruction than others.

### Here's where to find our product videos:

- Our video page on our web site: [www.martellinotions.com/videos](http://www.martellinotions.com/videos)
- Our online store has videos on products: [www.martellicatalog.com](http://www.martellicatalog.com)
- Our Youtube channel: [www.youtube.com/martellisqe](http://www.youtube.com/martellisqe)



## Be sure to come to our next Open House!



### **Our 2015 Open House Prize Winners**

From Left to Right: Pam Yarger, Jill Paulsen, Joann, and Lori Duff

If you want to get unbelievable prices on fabric, sewing machines, and Martelli products- then come visit us at our next Open House in Pensacola! It's not just about great discounts either. At our Open House events, you will have the opportunity to enter in drawings for prizes ranging from our template sets and sewing machines to our work stations. We love the crowds that come in every time we have an Open House because we get to see so many local quilters; but we also get to see several people that have traveled from out of state for our Open House. To find out more information, please call us at 850-433-1414. We hope to see you at our home store in Pensacola soon!

### **Martelli Enterprises**

**5450 North W Street, Pensacola, FL 32505**

We have several eNewsletters and ePromos to keep our customers up-to-date on our company and products. And we have many special offers throughout the year via REDLINE DIRECT, our exclusive online shopping club.

Join quickly and easily by completing a contact form on our web site: [www.martellinotions.com](http://www.martellinotions.com).





Traci Schwalier

# Attention Wholesalers!

Are you interested in setting up a wholesale account with Martelli?

If so, contact Traci Schwalier for more information by calling 850-433-1414 ext.1116 or emailing [sales@martellinotions.com](mailto:sales@martellinotions.com)!



Alta Terris, affectionately known as "Gram T" here at Martelli Enterprises, has started a seminar video series dealing with all things floral. Tune in today and start learning several techniques and applications to use in your very own custom arrangements and decor! You can find Gram T on our Youtube channel MartelliSQE.



## Kwik Spin Thread Dispensers

*Say goodbye to tangles, snags,  
and broken thread with a Kwik Spin.  
Eliminate many thread problems and  
greatly improve bobbin function.*



**The Martelli Kwik Spin  
Thread Dispenser**

Large Kwik Spin	KS-96	\$149.99
Small Kwik Spin	KS-94	\$129.99



**The Martelli Kwik Spin  
Small Thread Dispenser**



# NEW PRODUCT

## The Martelli SEWING ESSENTIAL TABLE!

Made from the same quality HDPE plastic as our Martelli Work Stations—the Martelli Sewing Essential Table has the same durability and craftsmanship you’ve come to expect from Martelli products. With the Sewing Essential, you can adjust your tabletop to a wide range of angles to fit the needs of your current project.


**Sewing Essential Table**  
TAB-SE-01     **\$699.99**



**22" D x 39" W x 38" H**  
(height listed is at full tilt,  
when flat the height is 31" )



*You can lock your sew table to a specific angle with the simple placement of a pin*



**Martelli  
Light Box**

Meet the redesigned **Martelli Light Box**! The weight has been reduced and the light output has evened out.

The Martelli Light Box and Cutting Mat are the ideal tools for making accurate lines while tracing projects. Most other light boxes give you no guide to follow, but the Martelli Light Box comes with a 12"x12" translucent cutting mat, made with the same measurements as the larger cutting mats which accompany Martelli Work Stations. The Martelli Lightbox now comes with suction feet to hold it firmly in place while you work on your projects.

**Martelli Light Box**     LB-02     **\$89.99**

**Martelli LED Light Panel**  
(same light panel seen in Light Box picture)     **\$49.99**





## Free Motion Gripper Quilting Hoops



Martelli Gripper Rings




Works with home dec machines and stationary longarms.

Rubber finger tips, gloves, wrapped embroidery hoops, you name it. Just about everything has been used or suggested to make free motion quilting easier. No matter what advertisers say, most quilters have found nothing on the market today that makes free motion quilting any easier or less fatiguing. Most everything available to date requires an extreme amount of pressure of the hands and shoulders in order to keep the quilt moving freely while quilting.

At Martelli's, we decided that a remedy was needed quickly to help combat the hazardous effects—carpal tunnel, aching shoulders, stiff necks—on the home dec and midrange long arm free motion quilters. If something wasn't done soon we feared that many quilters would develop long term health issues, thus having to give up their favorite hobby. So we started with HDPE a light weight industrial plastic used for manufacturing many of our products. The 3/4" thick mate-

rial is easy to clean, environmentally friendly, and has the heft needed without the weight. We also added easy to grip handles for not only comfort, but ease of maneuvering and to keep you hands away from the machine needle as you sew. But one last thing was needed to make the quilt hoop a success. We added our "no-slip" material to the bottom of the hoop. We have used this material on most of our rulers and templates and found it to be a success in the way it "grips" the fabric. In fact, many quilters have come to know about Martelli simply because of the no-slip material which become one of our companies' trademarks.

<b>Small Hoop 8"</b>	GFM-08	<b>\$69.99</b>
<b>Large Hoop 11"</b>	GFM-11	<b>\$89.99</b>
<b>2 Pc Set 8" and 11"</b>	GFM-08-11	<b>\$129.99</b>



Martelli gripper hoops slide easily under your machine presser foot

## NEW PRODUCT

## Designer Hoop 12" x 12"

One of Martelli's newest creations is sure to take custom quilting to a new level of efficiency and production. We are talking about the Designer Hoops and Rulers Series. We decided to take the premise of our No-Slip Quilting Hoops and turn it into a fast and easy way of customizing quilt blocks. Watch a demo today by going to the Designer Hoop tab at [www.martellcatalog.com](http://www.martellcatalog.com) and clicking on any Designer Hoop or Ruler!



Made in USA

GFM-DH-12  
**\$149.99**

### Please Note:

The Crazy Wave, a 1/2" wide Straight, and a 1/2" wide Diagonal Straight Ruler **are included** with purchase of the 12"x12" Designer Hoop



## Designer Hoop 8" x 12"

GFM-DH-08  
**\$89.99**

Made in USA

### Please Note:

The Crazy Wave and 1/2" wide Straight Rulers **are included** with purchase of the 8" x 12" Designer Hoop



RS-021  
**\$16.99**

8" Long

Designer Hoop Rulers

STRAIGHT : 1"- 1.5"- 2" Widths



 <p>CW-012 <b>\$14.99</b></p> <p>Designer Hoop Ruler <b>CRAZY WAVE</b></p>	 <p>WA-013 <b>\$24.99</b></p> <p>Designer Hoop Rulers <b>WAVE - Small, Medium, and Large</b></p>
--	---

**Please Note:** The Designer Hoop is not included with purchase of ruler sets. These sets can also be used on the 8"x12" Designer Hoop

 <p>CV-014 <b>\$24.99</b></p> <p>Designer Hoop Rulers <b>CHEVRON - Small, Medium, and Large</b></p>	 <p>CS-015 <b>\$24.99</b></p> <p>Designer Hoop Rulers <b>CLAM SHELL - Small, Medium, and Large</b></p>
 <p>SW-016 <b>\$24.99</b></p> <p>Designer Hoop Rulers <b>SHORE WAVE - Small, Medium, and Large</b></p>	 <p>RS-018 <b>\$16.99</b></p> <p>Designer Hoop Rulers <b>STRAIGHT : 1"- 1.5"- 2" Widths</b></p>



## "Get-A-Grip" Machine and Foot Pedal Pads

Tired of a vibrating and shifting machine? Foot pedals that slide all over the floor? Then Get A Grip— for your machine or foot pedal that is! Machine Pad of double-sided no-slip surface stops vibration and holds your machine in place—reduces wear on your machine. Foot Pad of double-sided no-slip surface grips and holds foot pedal in place.

MARTELLI

Foot Pad	MFP-09-09	\$14.99	Call for custom
Machine Pad	MP-12-17	\$29.99	size Get-a-Grips!
2-piece set - Machine and Foot Pad	MP-FP-02	\$39.99	850-433-1414



## THE SCRAP TRAP




Designed by "T"  
(Alta Terris)

A pin cushion and scrap receptacle in one! With Martelli's No Slip material you can place the Scrap Trap on any edge of your work station to keep it within arm's reach. When the trap gets full, simply unbutton the trap and empty into a trash can. All the materials you need to make this handy item are contained in the Scrap Trap Kit. Assembly instructions, fabric for one Scrap Trap, and enough No Slip material for eight Scrap Traps are included in one kit. (Rice, Sand, etc. not included for pin cushion, assembly required.) ST-03 **\$29.99**

## Retractable Tool Clip



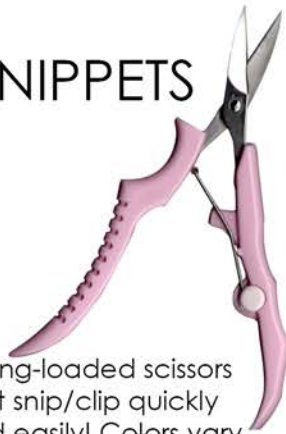
Back of  
Tool Clip



Cord extends  
up to 2 ft.



## SNIPPETS



Spring-loaded scissors that snip/clip quickly and easily! Colors vary.

Martelli  
Precision  
Scissors



4.5"

Featuring strong ceramic leads 2mm, 90mm long - colors may vary. Specially formulated leads giving a clean line on fabric. Easy to remove with eraser or damp cloth. Push the head to sharpen your lead.

## Quilt Pencil

Colors of quilt pencil and leads may vary



Quilt Pencil Refill  
Colors of quilt pencil refill leads may vary



Two 12.5"  
Sheets of our  
No-Slip Material

<b>Bobbin Box</b>		<b>\$9.99</b>
<b>No-Slip Material</b>	NOSLIP-02	<b>\$24.99</b>
<b>Retractable Tool Clip</b>	MR-TC-01	<b>\$9.99</b>
<b>Precision Scissors</b>	SNIP-SC-01	<b>\$14.99</b>
<b>Snippets</b>	SNIP-SC-02	<b>\$12.99</b>
<b>Quilt Marking Pencil</b>	QP-CL-01	<b>\$12.99</b>
<b>Quilt Pencil Refill</b>		
Specify Color: <b>Yellow</b>	QP-LRY	<b>\$7.99</b>
<b>White</b>	QP-LRW	<b>\$7.99</b>

## The Bobbin Box



This box can store up to 28 bobbins



# PILLOW FIGHT!!!

(...for a good cause, of course)

When people find themselves in the middle of or recovering from a natural disaster, an illness, or some other unfortunate circumstance- the quilting and sewing community always comes together to show support for those in need. This was more than apparent when Martelli hosted a pillowcase charity drive with the Three Stitches to make dozens of custom pillowcases for the Ronald McDonald House, the Children's Home Society of Florida, the Gulf Coast Kid's House, and children in the Pensacola area.





**Above:** Deputy Stephen Housam delivers pillowcases to children in the Pensacola area.

**Middle/Right:** Fran Brewer, Contracts Coordinator here at Martelli Enterprises, displays her contributions.

## NEW PRODUCTS FROM MARTELLI

### THE SERGER BUDDY

*No-slip pad for serger machines that catches all your scrap material!*



The Serger Buddy grooves will hold your waste fabric bag firmly in place



### THE SNAP CADDY

**Serger Buddy**

MSB-15-21

**\$59.99**

**Snap Caddy**

SC-08

**\$29.99**



Look for us at these sewing and quilting trade shows!



An \* denotes that Martelli's longarm division will be present

Underlined shows will feature Martelli Enterprises as a sponsor



Shows marked in orange will be attended by Martelli's Education Director, **Linda Winner**. Please note: Linda's schedule is subject to change

# TRADESHOW SCHEDULE

## FEBRUARY

*Quilting in Paradise	Port St Lucie FL	February 04-06	<a href="http://www.pslcrazyquilters.com">www.pslcrazyquilters.com</a>
St Andrews Bay Quilters Guild 2016 Quilt Show	Panama City FL	February 11-13	<a href="http://www.sabqg.org">www.sabqg.org</a>
Birds of A Feather	New Port News VA	February 11-14	<a href="http://www.TheLongArmNetwork.com">www.TheLongArmNetwork.com</a>
AQS Quilt Week - Phoenix	Phoenix AZ	February 11-14	<a href="http://www.quiltweek.com/">http://www.quiltweek.com/</a>
Suncoast Quilt Expo	Bradenton FL	February 12-13	<a href="http://www.manateepatchworkers.org">www.manateepatchworkers.org</a>
*Quilt Craft Sew Festival	San Mateo CA	February 18-20	<a href="http://quiltcraftsew.com/">http://quiltcraftsew.com/</a>
QuiltCon! 2016	Pasadena CA	February 18-21	<a href="http://www.themodernquiltguild.com/Shows">http://www.themodernquiltguild.com/Shows</a>
Reach for the Stars	New Port Richey FL	February 18-21	<a href="http://www.westpascoquilters.org">www.westpascoquilters.org</a>
Tucson Quilt Festival 2016	Tucson AZ	February 19-21	<a href="http://www.tucsonquiltersguild.com/">www.tucsonquiltersguild.com/</a>
34th Annual Quilt Show "A Salute to Heroes"	S Padre Island TX	February 20-21	<a href="http://www.rgvqg.com/qsindex.html">http://www.rgvqg.com/qsindex.html</a>
AQS Quilt Week - Daytona Beach	Daytona Beach FL	February 24-27	<a href="http://www.quiltweek.com/">http://www.quiltweek.com/</a>
*Mid-Atlantic Quilt Festival	Hampton VA	February 24-28	<a href="http://www.swfqg.com/Quilt-Show-2012.html">http://www.swfqg.com/Quilt-Show-2012.html</a>
Sewing & Stitchery Expo	Puyallup WA	February 25-28	<a href="http://www.sewexpo.com/">http://www.sewexpo.com/</a>
Naples Quilt Show	Naples FL	February 26-27	<a href="http://www.naplesquiltersguild.com">www.naplesquiltersguild.com</a>
Las Colcheras Quilt Guild's Quilt Show	Las Cruces NM	February 27-28	<a href="http://lcqg.org/?page_id=10">http://lcqg.org/?page_id=10</a>

## MARCH

Quilt Craft Sew Festival	Pomona CA	March 03-05	<a href="http://quiltcraftsew.com/">http://quiltcraftsew.com/</a>
Quilt & Sewing Festival of New Jersey XII	Somerset NJ	March 03-06	<a href="http://www.swfqg.com/Quilt-Show-2012.html">http://www.swfqg.com/Quilt-Show-2012.html</a>
Tri-County Quilt Show 2016	Cypress TX	March 04-05	<a href="http://tcqgtx.blogspot.com/">http://tcqgtx.blogspot.com/</a>
Quilting A Memory 2016 Biennial Quilt Show	Melbourne FL	March 04-05	<a href="http://seasidepiecemakers.com/quilt-show-2016/">http://seasidepiecemakers.com/quilt-show-2016/</a>
*Original Sewing & Quilt Expo	Atlanta GA	March 10-12	<a href="http://www.sewingexpo.com">www.sewingexpo.com</a>
Just Spoolin' Around 2016 Quilt Show	Charlotte NC	March 11-12	<a href="http://www.charlottequiltersguild.org/quilt-show/">http://www.charlottequiltersguild.org/quilt-show/</a>
35th Annual Dallas Quilt Show	Dallas TX	March 11-13	<a href="http://www.quiltersguildofdallas.org">www.quiltersguildofdallas.org</a>
*22nd Anniversary - A Mountain Quiltfest	Pigeon Forge TN	March 15-19	<a href="http://www.cityofpigeonforge.com/Shows/quiltfest">www.cityofpigeonforge.com/Shows/quiltfest</a>
AQS Quilt Week - Lancaster PA	Lancaster PA	March 16-19	<a href="http://www.quiltweek.com/">http://www.quiltweek.com/</a>
Original Sewing & Quilt Expo	Lakeland FL	March 17-19	<a href="http://www.sewingexpo.com">www.sewingexpo.com</a>
Quilt Craft Sew Festival	Sacramento CA	March 17-19	<a href="http://quiltcraftsew.com/">http://quiltcraftsew.com/</a>
Original Sewing & Quilt Expo	Cleveland OH	March 31-April 2	<a href="http://www.sewingexpo.com">www.sewingexpo.com</a>
Quilt Craft Sew Festival	N. Denver CO	March 31-April 2	<a href="http://quiltcraftsew.com/">http://quiltcraftsew.com/</a>

## APRIL

MQX Quilt Festival - New England	Manchester NH	April 06-09	<a href="http://www.mqxshow.com/MQX/East/Home/index.cfm">http://www.mqxshow.com/MQX/East/Home/index.cfm</a>
International Quilt Festival - Chicago	Rosemont IL	April 07-09	<a href="http://www.quilts.com/home/index.php">http://www.quilts.com/home/index.php</a>
Original Sewing & Quilt Expo	Worcester MA	April 07-09	<a href="http://www.sewingexpo.com">www.sewingexpo.com</a>
*Flowers at the Cabin Door Quilt Show	Slidell LA	April 08-09	<a href="http://gulfstatesquilting.org/">http://gulfstatesquilting.org/</a>
*2016 Pensacola Quilt Guild Show	Pensacola FL	April 14-16	<a href="http://www.pensacolaquiltersguild.org">www.pensacolaquiltersguild.org</a>
AQS Quilt Week - Paducah KY	Paducah KY	April 20-23	<a href="http://www.quiltweek.com/">http://www.quiltweek.com/</a>
*Kentuck Oaks Mall	Paducah KY	April 20-23	
Festival of Quilts "Ties That Bind"	Arlington TX	April 22-23	<a href="http://qgoa.org/quilt-show/">http://qgoa.org/quilt-show/</a>
31st Annual Seaport Quilters Show	Clarkston WA	April 23-24	<a href="http://www.seaportquilters.com">www.seaportquilters.com</a>
Quilt Craft Sew Festival	Fresno CA	April 28-30	<a href="http://quiltcraftsew.com/">http://quiltcraftsew.com/</a>
Krazy Horse Quilt Show	Pendleton OR	April 30-May 1	<a href="http://www.krazyhorsequilters.org">www.krazyhorsequilters.org</a>

## MAY

Nancy's Notions Sewing Weekend	Beaver Dam WI	May 05-07	
Home Machine Quilting Show	Salt Lake City UT	May 05-07	<a href="http://www.hmqs.org/">http://www.hmqs.org/</a>
A Festival of Quilts 2016	Portland OR	May 06-07	<a href="http://www.northwestquilters.org/">http://www.northwestquilters.org/</a>
Threads of Time MQS 2016	Cedar Rapids IA	May 11-14	<a href="http://www.mqsshow.org/">http://www.mqsshow.org/</a>
Quilt Craft Sew Festival	Del Mar CA	May 12-14	<a href="http://quiltcraftsew.com/">http://quiltcraftsew.com/</a>
Springtime in the Carolinas	Spindale NC	May 12-14	<a href="http://rutherfordquiltguildinc.org/">http://rutherfordquiltguildinc.org/</a>
Quilt Craft Sew Festival	Albuquerque NM	May 19-21	<a href="http://quiltcraftsew.com/">http://quiltcraftsew.com/</a>
America Quilts Expo	Des Moines IA	May 26-28	<a href="http://www.sewingexpo.com/AmericaQuiltsEXPO.aspx/">http://www.sewingexpo.com/AmericaQuiltsEXPO.aspx/</a>



## JUNE

Quilting with the Stars	Raleigh NC	June 02-05	<a href="http://www.capitalquilters.org/">www.capitalquilters.org/</a>
Quilt Tulsa 2016	Tulsa OK	June 03-05	<a href="http://www.greencountryquiltersguild.com">www.greencountryquiltersguild.com</a>
*43rd Annual Quilt Show	Chantilly VA	June 03-05	<a href="http://www.quiltersunlimited.org/">http://www.quiltersunlimited.org/</a>
42nd Annual Black Hills Quilters Guild Quilt Show	Rapid City SD	June 03-05	
38th Annual Quilt Show & Conference	St Cloud MN	June 08-11	<a href="http://www.mnquilt.org/annualshow.html">http://www.mnquilt.org/annualshow.html</a>
Common Threads Regional Quilt Show	Wichita KS	June 16-18	<a href="http://www.wichitaquiltshow.com">www.wichitaquiltshow.com</a>
Sew Original Quilt & Creative Expo	Reno NV	June 23-25	<a href="http://www.qscephos.com/">www.qscephos.com/</a>

## JULY

Quilt Craft & Sewing Festivals @ Castle Rock	Castle Rock CO	July 07-09	<a href="http://quiltcraftsew.com/">http://quiltcraftsew.com/</a>
ASG Annual National Conference	Indianapolis IN	July 07-11	
Annual Star Quilt Show - 2016	Eagle ID	July 15-16	
Quilt Gathering 2016	Zanesville OH	July 16-17	
Quilt Odyssey 2016	Hershey PA	July 21-24	<a href="http://www.quiltodyssey.com">www.quiltodyssey.com</a>
AQS Quilt Week - Syracuse NY	Syracuse NY	July 27-30	<a href="http://www.quiltweek.com/">http://www.quiltweek.com/</a>
Ft Worth Quilters Guild Quilt Show	Ft Worth TX	July 28-30	

## AUGUST

2016 Idaho Piecemakers Quilt Show	Kuna ID	August 06-07	
AQS Quilt Week - Grand Rapids MI	Grand Rapids MI	August 10-13	<a href="http://www.quiltweek.com/">http://www.quiltweek.com/</a>
Rocky Mountain Quilt Festival	Loveland CO	August 25-27	<a href="http://rmqf.net/home">http://rmqf.net/home</a>
Old Man River Quilt Fest	Vicksburg MS	August 16-20	
New England Quilt Festival World Quilt Show	Manchester NH	August 18-20	

## SEPTEMBER

12 Annual Quilt Expo 2016	Madison WI	September 08-10	<a href="http://www.wiquiltexpo.com/">www.wiquiltexpo.com/</a>
Coastal Prairie Quilt Guild Showcase 2016	Stafford TX	September 09-10	<a href="http://www.cpqgtx.org">www.cpqgtx.org</a>
*AQS Quilt Week - Chattanooga TN	Chattanooga TN	September 14-17	<a href="http://www.quiltweek.com/">http://www.quiltweek.com/</a>
San Diego Quilt Show	San Diego CA	September 14-17	
*Quiltfest of Jacksonville	Jacksonville FL	September 15-17	<a href="http://www.quiltfestjax.com/">http://www.quiltfestjax.com/</a>
Whale of A Show 2016	Ocean Shores WA	September 16-18	<a href="http://www.seapalquilters.org/">www.seapalquilters.org/</a>
Smoky Mountain Splendor Quilt Show	Cullowhee NC	September 22-24	<a href="http://www.smokymtnquilters.org/2016-quilt-show/">http://www.smokymtnquilters.org/2016-quilt-show/</a>
"Quilts by the Lake" Quilt Show 2016	Oxford AL	September 22-24	
Quilt Craft & Sewing Festival	Pleasanton CA	September 22-24	<a href="http://quiltcraftsew.com/">http://quiltcraftsew.com/</a>
American Sewing Expo	Novi MI	September 23-25	
Northwest Quilting Expo	Portland OR	September 24-26	
Quilt Craft & Sewing Festival	Orange County CA	September 29 - October 1	<a href="http://quiltcraftsew.com/">http://quiltcraftsew.com/</a>

## OCTOBER



DeKalb County Quilters Guild	DeKalb IL	October 01-02	
Original Sewing & Quilt Expo	Fredericksburg VA	October 01-03	
Quiltfest Oasis 2016 & Modern Quilt Symposium	Palm Springs CA	October 05-07	
16th Biennial Pine Belt Quilters Fiber Arts & Quilt Show	Hattiesburg MS	October 07-09	
AQS Quilt Week - Des Moines IA	Des Moines IA	October 05-08	<a href="http://www.quiltweek.com/">http://www.quiltweek.com/</a>
Quilt Craft & Sewing Festival Fall	Pomona CA	October 06-08	<a href="http://quiltcraftsew.com/">http://quiltcraftsew.com/</a>
Southeast Georgia Quilt Guild Show	Kingsland GA	October 08	
Pacific International Quilt Festival XXIV	Santa Clara CA	October 12-15	
MQX Festival - Midwest	Springfield IL	October 19-22	
Bee By The River 2016 - Twin Rivers Quilters Guild	New Bern NC	October 21-22	
Farmington Valley Quilt Guild Quilt Show	W Hartford CT	October 22-23	<a href="http://www.fvquilter.org">www.fvquilter.org</a>
International Quilt Market	Houston TX	October 29-31	

## NOVEMBER

*International Quilt Festival	Houston TX	November 03-06	
Original Sewing & Quilt Expo	Minneapolis MN	November 10-12	
Quilt Craft & Sewing Festival	Tucson AZ	November 10-12	<a href="http://quiltcraftsew.com/">http://quiltcraftsew.com/</a>
Quilt Craft & Sewing Festival	Puyallup WA	November 17-19	<a href="http://quiltcraftsew.com/">http://quiltcraftsew.com/</a>

**Our schedule is subject to change.** Please check [www.martellinotions.com](http://www.martellinotions.com) for the most current information. In addition to all of the trade shows we attend- we also host many guild shows, classes, and demonstrations at our home store in Pensacola, FL. For more information about holding your event or guild meeting at our home store please call 850-432-4434 and ask for Heather.





# ROW BY ROW

Martellis will be participating in the 2016 Row by Row Experience!

From **June 21st through September 6th** you can come to our Pensacola Store and ask for your free pattern!

Don't miss out on this chance to be a part of a nationwide event that shows the wonderful sense of community among quilters.

For more information, please contact Heather at our store# 850-432-4434.

We are looking forward to seeing your beautiful Row by Row quilts!

Drop by our Pensacola store and visit with Heather while you order your Row by Row kits and materials!

**June 21st through  
September 6th**



# MARTELLI ENTERPRISES

[www.martellinotions.com](http://www.martellinotions.com)

[www.martellicatalog.com](http://www.martellicatalog.com)